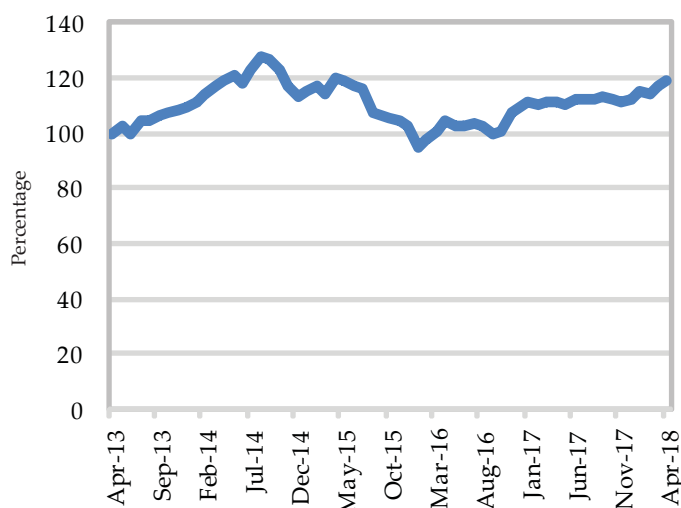
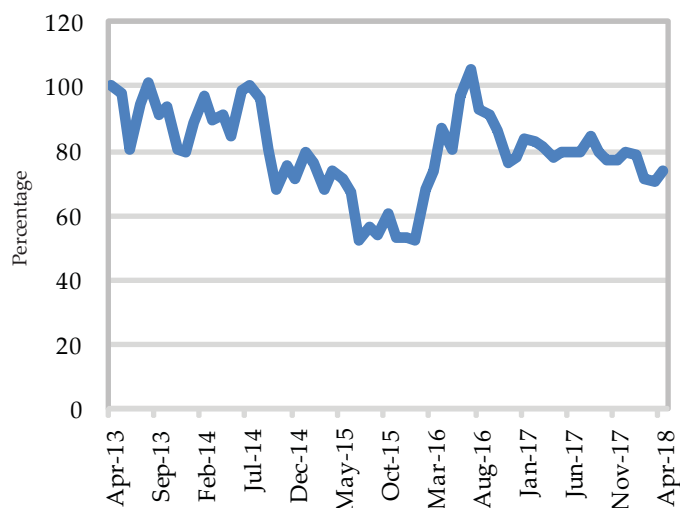


# EUREKAHEDGE FUNDS TABLES

Eurekahedge Middle East/Africa Islamic Fund Index



Eurekahedge Islamic Fund Gold Index



Top 10 Annualized Returns for ALL Islamic Funds

Fund	Fund Manager	Performance Measure	Fund Domicile
1 Atlas Pension Islamic - Equity Sub	Atlas Asset Management	19.38	Pakistan
2 Meezan Tahaffuz Pension - Equity Sub	Al Meezan Investment Management	16.67	Pakistan
3 Atlas Islamic Stock	Atlas Asset Management	14.48	Pakistan
4 Al-Ameen Shariah Stock	UBL Fund Managers	14.25	Pakistan
5 Old Mutual Albaraka Equity - Class A	Old Mutual Investment Group	14.03	South Africa
6 Jadwa Saudi Equity - ClassB	Jadwa Investment	11.88	Saudi Arabia
7 AlAhli Saudi Trading Equity	NCB Capital Company	11.79	Saudi Arabia
8 WSF Global Equity - USD I	Cogent Asset Management	11.18	Guernsey
9 Al Raed Saudi Equity	Samba Financial Group	10.59	Saudi Arabia
10 Attijari Al Moucharaka	AttijariWafa Bank	10.57	Morocco
<b>Eurekahedge Islamic Fund Index</b>		<b>3.11</b>	

Based on 62.9% of funds which have reported April 2018 returns as at the 21<sup>st</sup> May 2018

Top 10 Annualized Standard Deviations for ALL Islamic Funds

Fund	Fund Manager	Performance Measure	Fund Domicile
1 Boubyan KD Money Market II	Boubyan Capital Investment	0.08	Kuwait
2 Boubyan USD Liquidity	Boubyan Capital Investment	0.08	Kuwait
3 CIMB Islamic Deposit	CIMB-Principal Asset Management	0.15	Malaysia
4 PB Islamic Cash Management	Public Mutual	0.15	Malaysia
5 Emirates Islamic Money Market Limited Institutional Share Class I USD	Emirates NBD Asset Management	0.22	Jersey
6 CIMB Islamic Money Market	CIMB-Principal Asset Management	0.24	Malaysia
7 Jadwa Saudi Riyal Murabaha	Jadwa Investment	0.34	Saudi Arabia
8 Al Yusr Saudi Riyal Morabaha	Alawwal Invest	0.44	Saudi Arabia
9 Al Badr Murabaha SAR	Banque Saudi Fransi	0.49	Saudi Arabia
10 AlAhli Diversified US Dollar	NCB Capital	0.51	Saudi Arabia
<b>Eurekahedge Islamic Fund Index</b>		<b>7.85</b>	

Based on 62.9% of funds which have reported April 2018 returns as at the 21<sup>st</sup> May 2018

Top Annualized Returns for Islamic Gold Funds

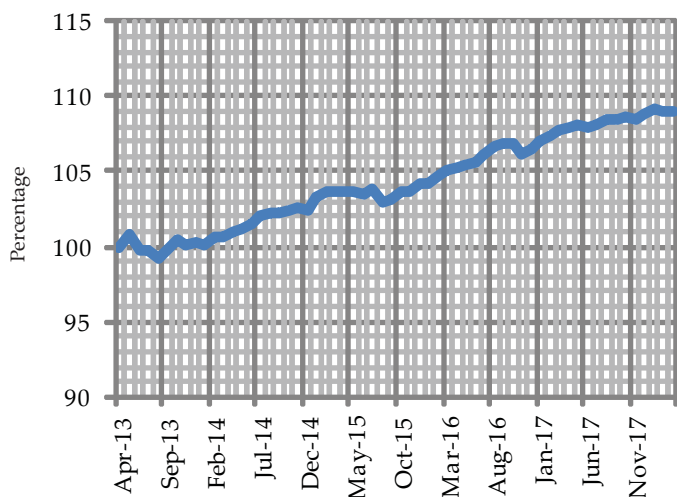
Fund	Fund Manager	Performance Measure	Fund Domicile
1 Deutsche Noor Precious Metals Securities - Class A	DWS Noor Islamic Funds	-5.81	Ireland
<b>Eurekahedge Islamic Fund Index</b>		<b>-5.89</b>	

Based on 33.33% of funds which have reported April 2018 returns as at the 21<sup>st</sup> May 2018

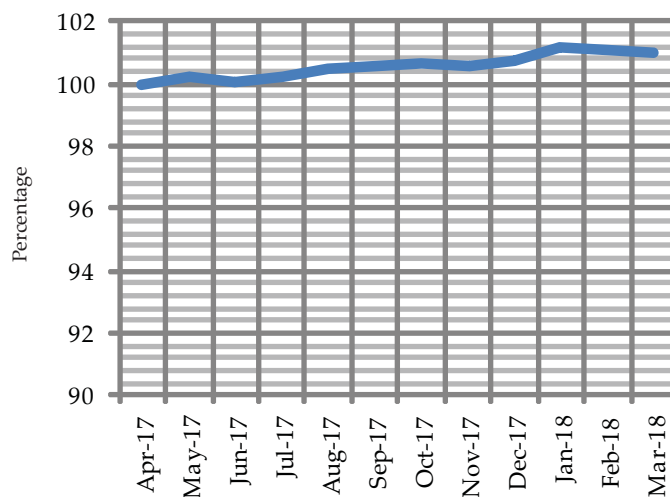
Comprehensive data from Eurekahedge will now feature the overall top 10 global and regional funds based on a specific duration (yield to date, annualized returns, monthly returns), Sharpe ratio as well as delve into specific asset classes in the global arena – equity, fixed income, money market, commodity, global investing (which would focus on funds investing with global mandate instead of a specific country or geographical region), fund of funds, real estate as well as the Sortino ratio. Each table covering the duration, region, asset class and ratio will be featured on a five-week rotational basis.

# EUREKAHEDGE FUNDS TABLES

Eurekahedge Islamic Fund Fixed Income Index over the last 5 years



Eurekahedge Islamic Fund Equity Index over the last 1 year



Top 10 Islamic Fixed Income Funds by 3 Months Returns

Fund	Fund Manager	Performance Measure	Fund Domicile
1 MNC Dana Syariah	MNC Asset Management	1.65	Indonesia
2 Meezan Islamic Income	Al Meezan Investment Management	1.20	Pakistan
3 Atlas Pension Islamic - Debt Sub	Atlas Asset Management	0.92	Pakistan
4 PB Islamic Bond	Public Mutual	0.90	Malaysia
5 Al-Ameen Islamic Aggressive Income	UBL Fund Managers	0.81	Pakistan
6 Meezan Tahaffuz Pension - Debt Sub	Al Meezan Investment Management	0.77	Pakistan
7 Pacific Dana Murni	Pacific Mutual Fund	0.74	Malaysia
8 Libra AsnitaBond	Libra Invest	0.73	Malaysia
9 Manulife Investment As-Saad	Manulife Asset Management Services	0.60	Malaysia
10 AlAhli Diversified Saudi Riyal	NCB Capital Company	0.41	Saudi Arabia
<b>Eurekahedge Islamic Fund Index</b>		<b>-0.49</b>	

Based on 70.59% of funds which have reported April 2018 returns as at the 21<sup>st</sup> May 2018

Top 10 Sharpe Ratios for ALL Islamic Funds

Fund	Fund Manager	Performance Measure	Fund Domicile
1 PB Islamic Cash Management	Public Mutual	18.13	Malaysia
2 Boubyan KD Money Market II	Boubyan Capital Investment	16.26	Kuwait
3 Boubyan USD Liquidity	Boubyan Capital Investment	9.45	Kuwait
4 Meezan Tahaffuz Pension - Money Market Sub	Al Meezan Investment Management	8.03	Pakistan
5 Atlas Pension Islamic - Debt Sub	Atlas Asset Management	5.95	Pakistan
6 Meezan Tahaffuz Pension - Debt Sub	Al Meezan Investment Management	5.68	Pakistan
7 MNC Dana Syariah	MNC Asset Management	5.47	Indonesia
8 Emirates Islamic Money Market Limited Institutional Share Class I USD	Emirates NBD Asset Management	5.06	Jersey
9 AlAhli International Trade	NCB Capital Company	4.70	Saudi Arabia
10 Al Badr Murabaha SAR	Banque Saudi Fransi	4.52	Saudi Arabia
<b>Eurekahedge Islamic Fund Index</b>		<b>0.14</b>	

Based on 62.9% of funds which have reported April 2018 returns as at the 21<sup>st</sup> May 2018

#### Contact Eurekahedge

To list your fund or update your fund information: [islamicfunds@eurekahedge.com](mailto:islamicfunds@eurekahedge.com)  
For further details on Eurekahedge: [information@eurekahedge.com](mailto:information@eurekahedge.com) Tel: +65 6212 0900

#### Disclaimer

Copyright Eurekahedge 2016, All Rights Reserved. You, the user, may freely use the data for internal purposes and may reproduce the index data provided that reference to Eurekahedge is provided in your dissemination and/or reproduction. The information is provided on an "as is" basis and you assume and will bear all risk or associated costs in its use, and neither Islamic Finance news, Eurekahedge nor its affiliates provide any express or implied warranty or representations as to originality, accuracy, completeness, timeliness, non-infringement, merchantability and fitness for any purpose.

